

Blowers Green Primary: School at Home Year 2

Monday 4th May 2020



E-mail: yeartwo@blowers.dudley.sch.uk

Good morning Class 2!

Below are your 'School at Home' tasks for today along with any links and resources which will help you to complete your home learning.

You can e-mail any questions you might have to the e-mail address above.

Some supporting materials and tasks are at the bottom (after the table below).

Keep scrolling down to find them!



Good luck and well done for continuing your learning and working so hard! We can't wait to see your work.

Mrs Potter & Miss Pylypiak-Clancy

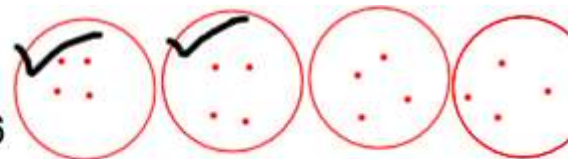
P.S. Remember, you also have your challenges to work on!

Subject	Task
Maths	<p data-bbox="329 342 865 390"><u>Warm your maths brains up today by:</u></p> <ul data-bbox="329 401 1312 449" style="list-style-type: none"> • Practising your 2x, 3x, 5x and 10x tables on Times Tables Rock Stars <p data-bbox="329 464 1398 569">Write these fractions in numbers. The first has been done for you. Do as many as you can.</p> <ol data-bbox="378 579 643 919" style="list-style-type: none"> 1. A half $\frac{1}{2}$ 2. A quarter 3. A third 4. Two quarters 5. Two thirds 6. Three quarters <p data-bbox="329 936 665 984">Fraction- word problems</p> <p data-bbox="329 995 1284 1100">Today, we are going to use our knowledge of fractions to solve worded problems.</p> <p data-bbox="329 1110 1321 1215"><u>Remember:</u> take your time to read the question carefully to make sure you understand it.</p> <p data-bbox="329 1226 1027 1274">Remember we solve fraction word problems like this.</p> <p data-bbox="329 1285 1370 1495">Sarah has <u>16 pens</u>. She wants to give <u>two quarters</u> of her pens to her friend. <u>How many pens will she give her friend?</u></p> <p data-bbox="329 1516 1370 1564">Firstly, read the question carefully twice. Then underline the key information.</p>

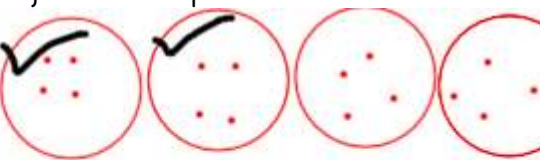
Sarah has 16 pens. She wants to give two quarters of her pens to her friend. How many pens will she give her friend?

$$\frac{2}{4} \text{ of } 16$$

We then use the key information to write a number sentence. We write the fractions in numbers to make it easier to solve.

$$\frac{2}{4} \text{ of } 16$$


We then work out the fraction as practised.

$$\frac{2}{4} \text{ of } 16$$


Sarah will give 8 pens to her friend.

As this is a word problem, I then write my answer in words.

Solve the word problems. Do as many as you can. Start on **red**, then **yellow**, then **green**. Do the challenge below if you can.

1) My dad bakes 6 cakes. My brother eats half of them. How many cakes did my brother eat?

2) There are 8 tickets left to see the show tomorrow. Molly has bought one quarter of the tickets that are left. How many tickets did she buy?

	<p>3) Ben has 12 football stickers. He gives half away to Ismail. How many football stickers did he give to Ismail?</p> <p>4) I have 15 sweets. I have want to give each of my 3 best friends one third of the sweets I have. How many sweets will each of my friends get?</p> <p>5) There are 28 children in class 4. Three quarters of the children in class 4 read a book every evening. How many children in class 4 read a book every evening?</p> <p>6) The canteen cooks 21 jacket potatoes each day. Two thirds of people eating jacket potatoes have it with beans. How many jacket potatoes with beans will be eaten?</p> <p><u>Challenge</u> Mrs Williams has 12 stickers. She gives away two quarters of the stickers to Year 2 children for challenges. How many stickers does she have left?</p>
Phonics/ SPaG	<p>Spelling, punctuation and grammar Complete the activity attached below. Do as many questions as you can.</p>
Writing	<p>This week we will be continuing to focus our writing on the story of 'The Selfish Crocodile' by Faustin Charles.</p> <div data-bbox="329 1423 701 1785" data-label="Image"> </div> <div data-bbox="724 1423 1421 1785" data-label="Image"> </div> <p>The animals all stop in different places when they see the crocodile groaning in</p>

pain. Think about how and where the different animals stop using the pictures and the words below in red to help you. Choose three ideas to write a list sentence telling us how and where the different animals stop. Write as many sentences as you can. Use an expanded noun phrase to make your writing more interesting.

scuttled along the floor

leant against the tall trees

hung from the branches

buzzed in the air



hid in the long grass

Remember: list sentences need commas.

Here is our sentence:

They hung from the branches, buzzed in the air and hid in the long grass.

Challenge

Write a sentence telling us the animal's thoughts as they watch the crocodile groaning in pain. Can you use an exclamation mark to show they are scared? Here is our sentence:



I don't want to get any closer! Thought the tall, elegant giraffe.

Remember: If you find this tricky, fill in the gaps in my sentence using your phonics to tell me what the animals do in the forest. Use the pictures to help you.

The monkey _____.

The giraffe _____.

The hippo _____.

Handwriting	<p>Practise forming these letters correctly, remember three by the tree.</p> <p>Then write the sentence below in your best kinetic letters handwriting.</p> <div><div>y</div><div>g</div><div>j</div></div> <p>When granny eats jiggly jelly, she gets it everywhere.</p>
Science:	<p>Plants</p> <p>Today, we are going to focus our learning on plants. We would like you to think about what you already know. Have a look at the pictures of the different plants and trees attached in activity 1 and write down the names of any you know. If you find this tricky, you can use your phonics to label what you see in the pictures.</p> <p>Then try and match the plant parts to the sections of the plant in activity 2. We want you to draw and label a plant. You can either draw a plant you have seen recently, or use one of the pictures in activity 3 to help you. It might look something like this:</p> <p><u>Remember:</u> you need to label the stem, roots, leaves and flower.</p> <div></div>
Extra fun:	<p>If you want to practise your drawing skills, try this 'How to draw' to make a folding plant surprise. This would make a lovely card to give to someone. We would love to see pictures of your drawings, so please email them to us.</p> <p>https://www.youtube.com/watch?v=_J_9aZ75vM8</p>

a

Tick the correct type of sentence.


What an amazing day we had at the zoo!

☐ exclamation

☐ statement

☐ command

☐ question



b


Change these adjectives into adverbs using the suffix 'ly'.

quiet _____

slow _____

huge _____

gentle _____



c

Write the opposites to these words by adding the correct prefix.

happy _____

kind _____

even _____


safe _____

d

Re-write this sentence with the correct tense of the missing word.


I will _____ on the chair nearest the kitchen.

sitting sit sat




e

Explain who this might belong to in a sentence. Remember the apostrophe.



f

Oops, Mr Whoops has spelt these common exception words backwards! Write them correctly four times to help him.



ohw _____

neve _____

ynam _____

ssalc _____

ruoh _____

Science activity I

1.		2.	
3.		4.	

5.



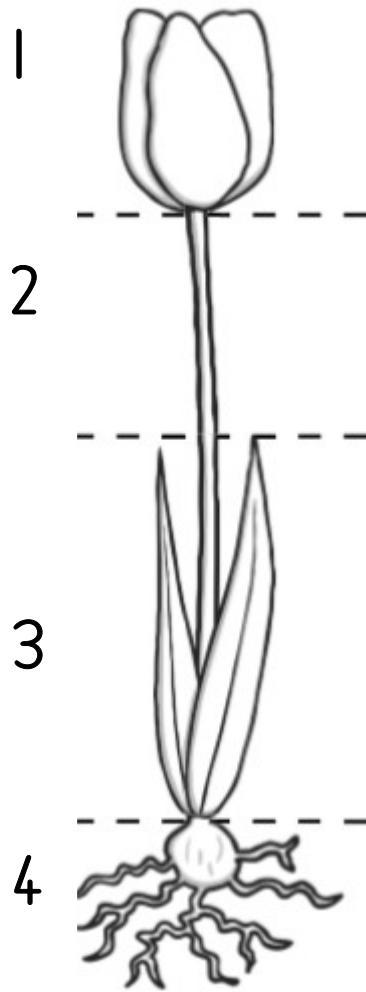
6.



7.



Science activity 2



stem

leaves

roots

flowers

Science activity 3

